

## Youth Online: High School YRBS



### Massachusetts — Results

[Contact Us](#)

[Help](#)

[View 2 Locations](#)

[View 2 Years for 1 Location](#)

#### CHOOSE TABLE CONTENT

**Question:** 
**Location:** 
**Year:**

**Table**

Graph

#### FILTER DATA

Years: 1993 - 2013

#### Health Topics

Display Only:

- Unintentional Injuries and Violence
- Tobacco Use
- Alcohol and Other Drug Use
- Sexual Behaviors
- Dietary Behaviors
- Physical Activity
- Weight Control
- Other Health Topics
- All Health Topics

#### Sex

#### TABLE DISPLAY OPTIONS

<b>Question Direction:</b>	<b>Decimal Place:</b>	<b>Variance:</b>	<b>Display Cell Size:</b>
<input checked="" type="radio"/> Greater Risk <input type="radio"/> Less Risk	<input type="radio"/> 0 <input checked="" type="radio"/> 1 <input type="radio"/> 2	<input checked="" type="radio"/> 95% CI <input type="radio"/> Standard Error <input type="radio"/> None	<input checked="" type="radio"/> Yes <input type="radio"/> No

[Get Link](#)

[Print Graph](#)

[Export to Excel](#)

Include Only:

- Female
- Male
- Both Males and Females

**Race/Ethnicity**

Include Only:

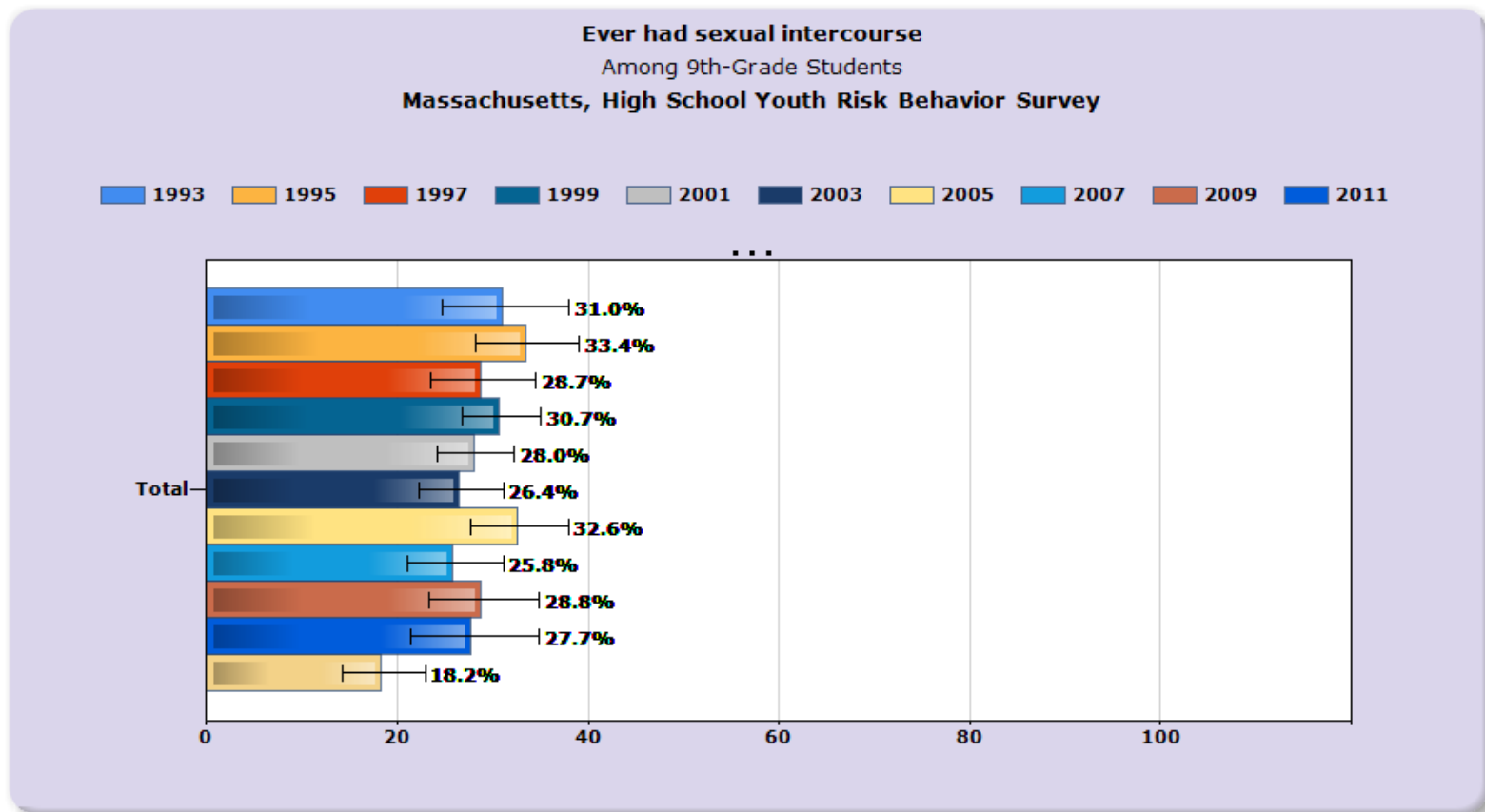
- American Indian or Alaska Native
- Asian
- Black or African American
- Hispanic or Latino
- Native Hawaiian or Other Pacific Islander
- White
- Multiple Race
- All Races/Ethnicities

**Grade**

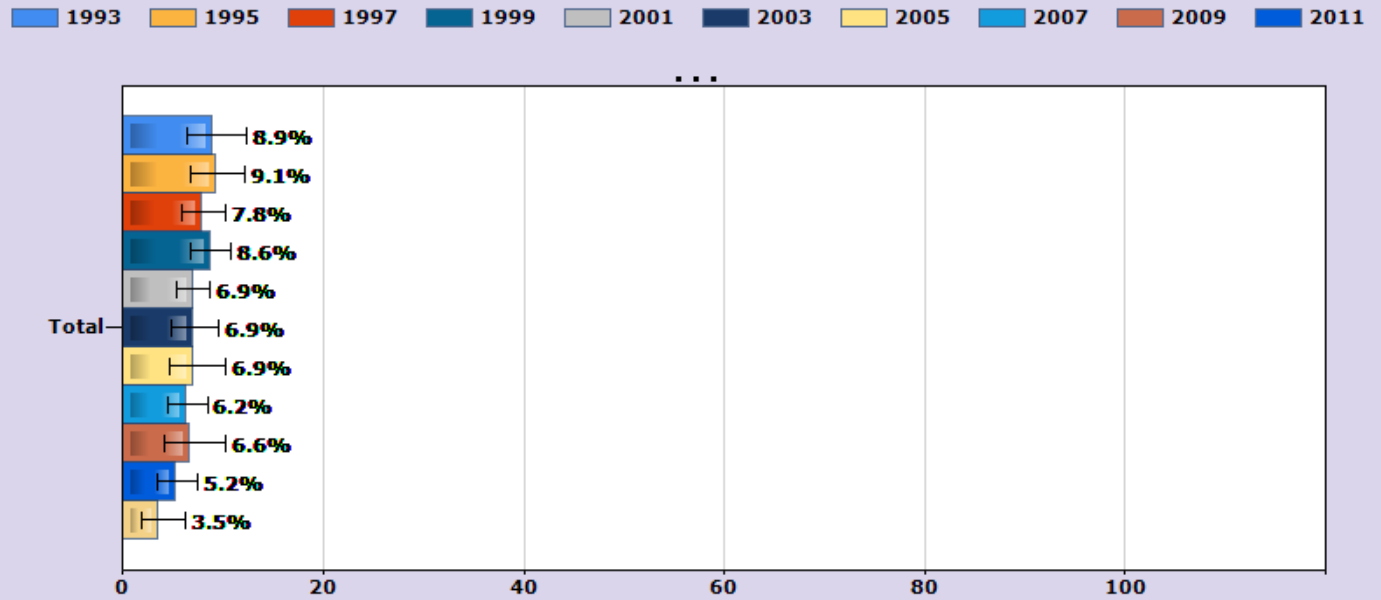
Include Only:

- 9th
- 10th
- 11th
- 12th
- All Grades

[Remove All Filters](#)

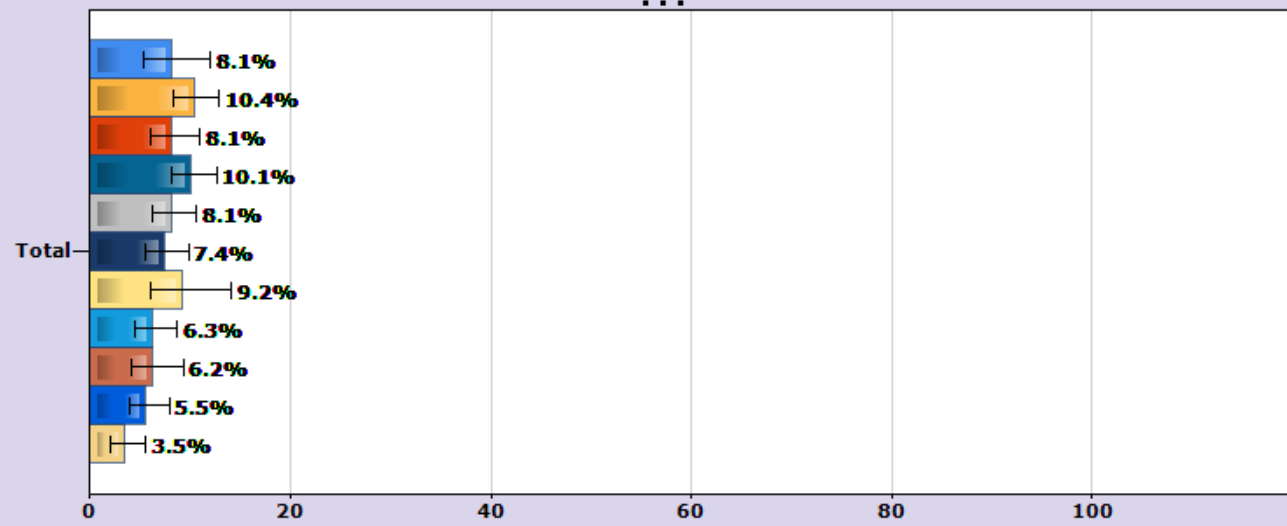


### Had sexual intercourse before age 13 years (for the first time) Among 9th-Grade Students Massachusetts, High School Youth Risk Behavior Survey

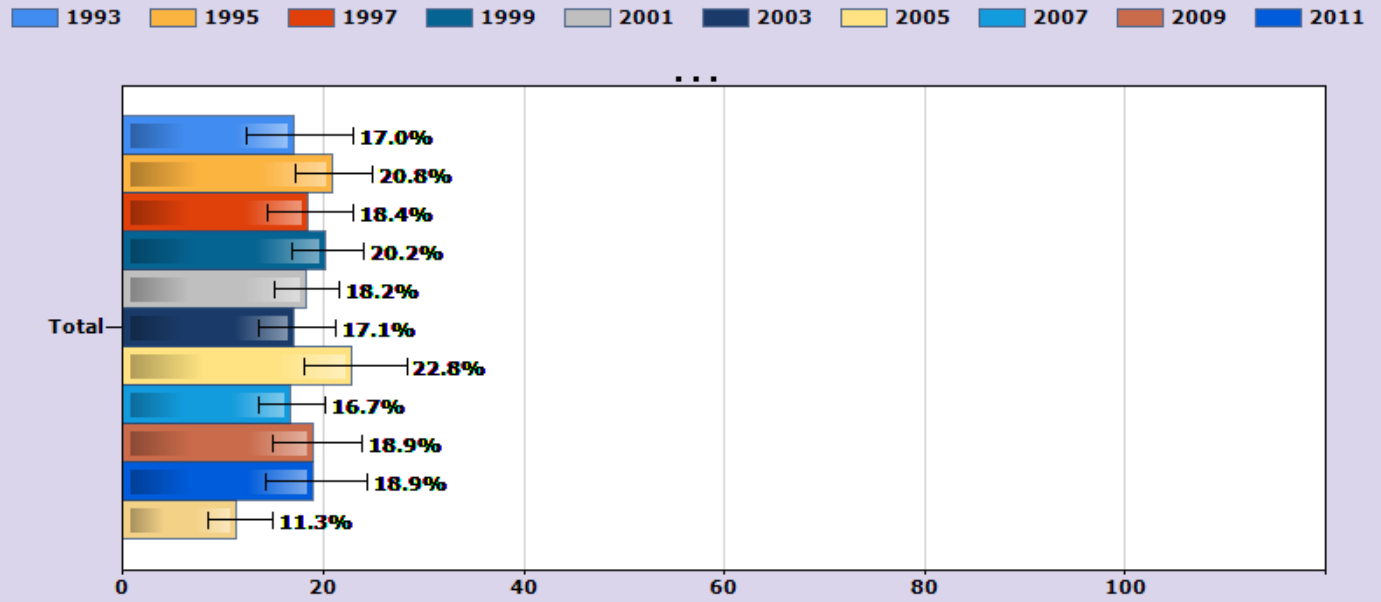


**Had sexual intercourse with four or more persons**  
 (during their life)  
 Among 9th-Grade Students  
**Massachusetts, High School Youth Risk Behavior Survey**

1993 1995 1997 1999 2001 2003 2005 2007 2009 2011

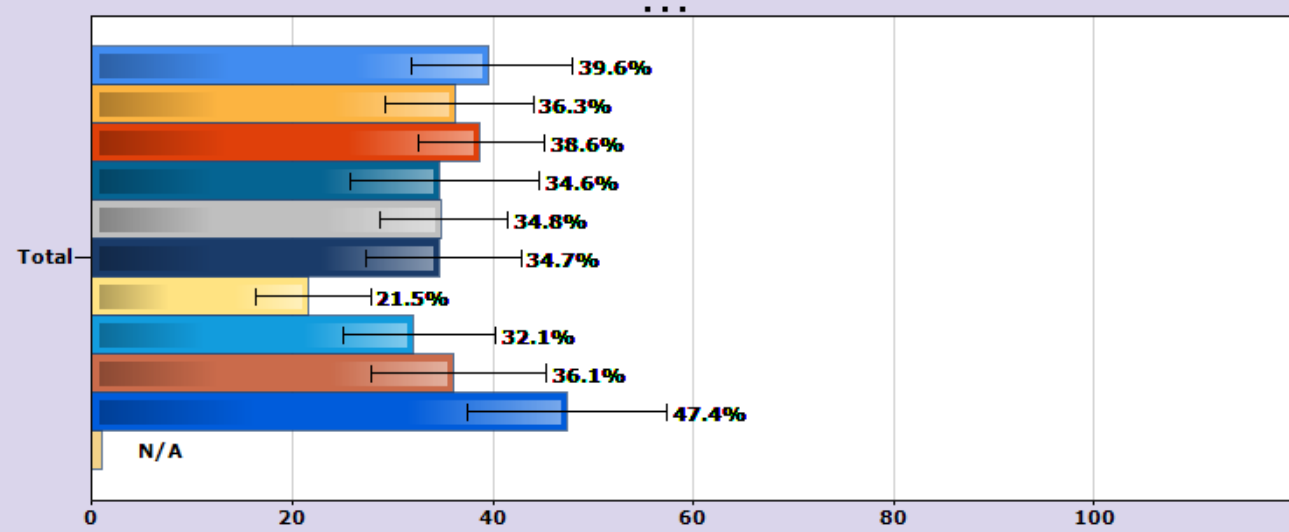


**Were currently sexually active**  
 (sexual intercourse with at least one person during the 3 months before the survey)  
 Among 9th-Grade Students  
**Massachusetts, High School Youth Risk Behavior Survey**



**Did not use a condom**  
 (during last sexual intercourse among students who were currently sexually active)  
 Among 9th-Grade Students  
**Massachusetts, High School Youth Risk Behavior Survey**

1993 1995 1997 1999 2001 2003 2005 2007 2009 2011



**Footnotes**

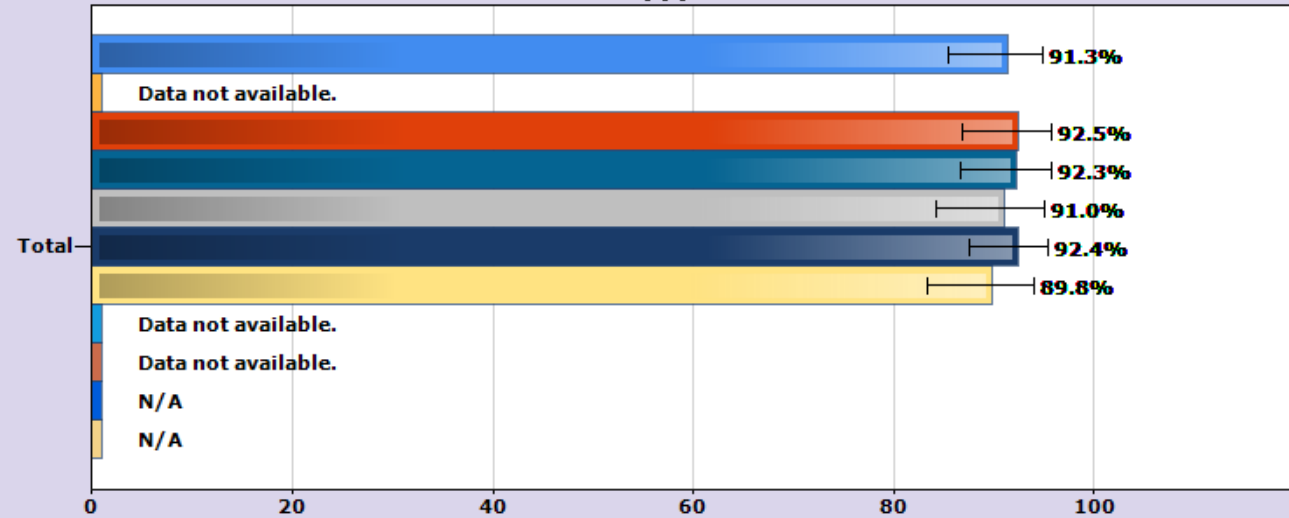
&#8224; < 100 respondents for the subgroup

**Did not use birth control pills**  
 (before last sexual intercourse to prevent pregnancy among students who were currently sexually active)

Among 9th-Grade Students

**Massachusetts, High School Youth Risk Behavior Survey**

1993 1995 1997 1999 2001 2003 2005 2007 2009 2011



**Footnotes**

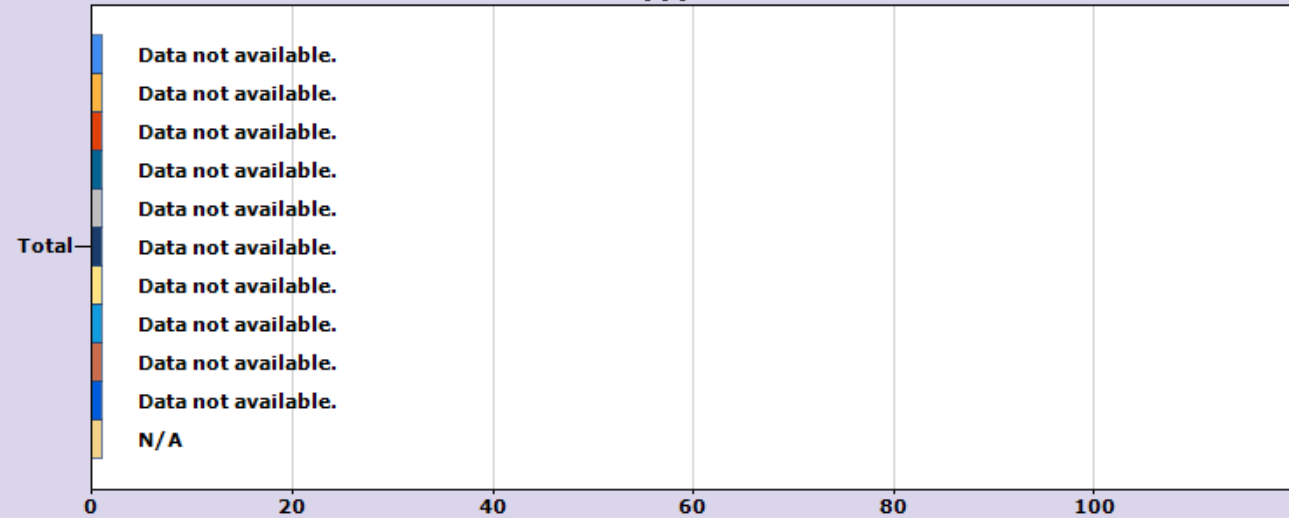
&#8224; < 100 respondents for the subgroup

**Did not use an IUD (e.g., Mirena or ParaGard) or implant (e.g., Implanon or Nexplanon)**  
 (before last sexual intercourse to prevent pregnancy among students who were currently sexually active)

Among 9th-Grade Students

**Massachusetts, High School Youth Risk Behavior Survey**

1993 1995 1997 1999 2001 2003 2005 2007 2009 2011



**Footnotes**

&#8224; < 100 respondents for the subgroup

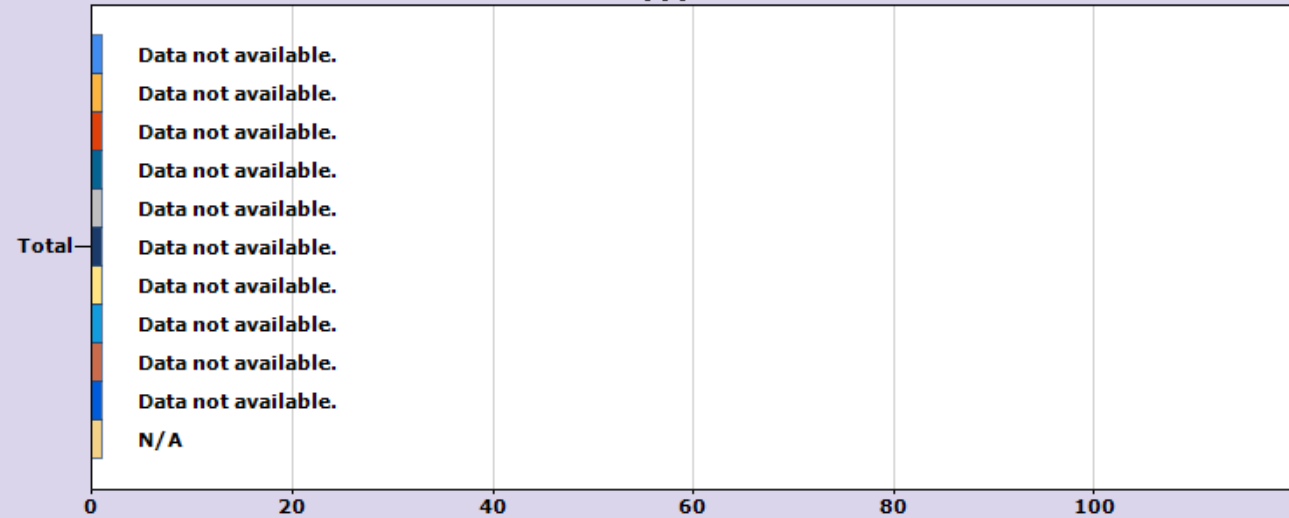


**Did not use a shot (e.g., Depo-Provera), patch (e.g., OrthoEvra), or birth control ring (e.g., NuvaRing)**  
(before last sexual intercourse to prevent pregnancy among students who were currently sexually active)

Among 9th-Grade Students

**Massachusetts, High School Youth Risk Behavior Survey**

1993 1995 1997 1999 2001 2003 2005 2007 2009 2011



**Footnotes**

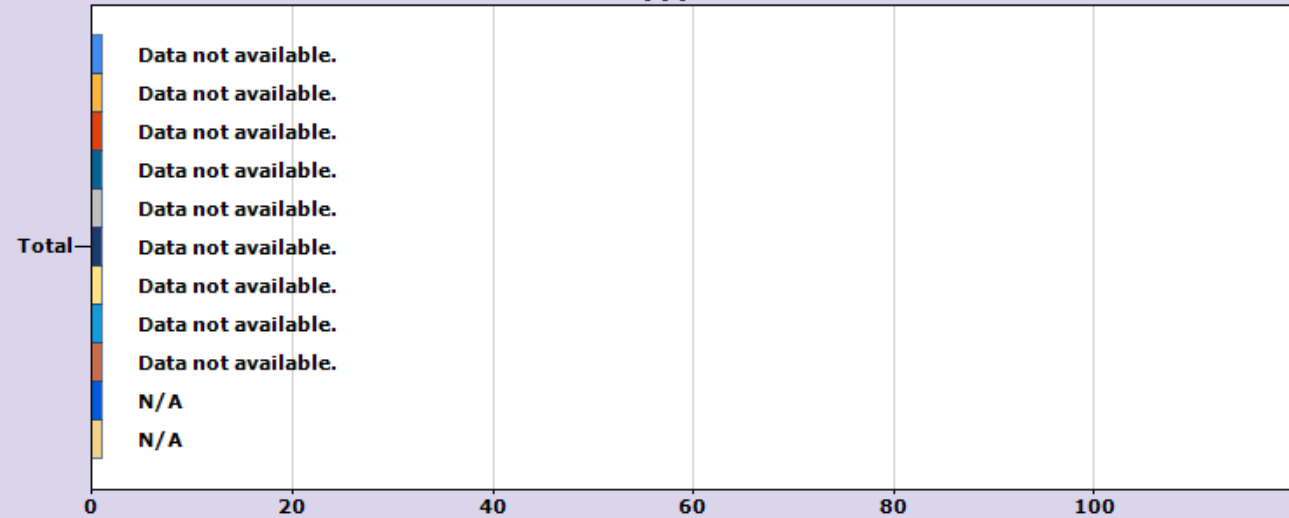
&#8224; < 100 respondents for the subgroup

**Did not use birth control pills; an IUD or implant; or a shot, patch, or birth control ring**  
 (before last sexual intercourse to prevent pregnancy among students who were currently sexually active)

Among 9th-Grade Students

**Massachusetts, High School Youth Risk Behavior Survey**

1993 1995 1997 1999 2001 2003 2005 2007 2009 2011



**Footnotes**

&#8224; < 100 respondents for the subgroup

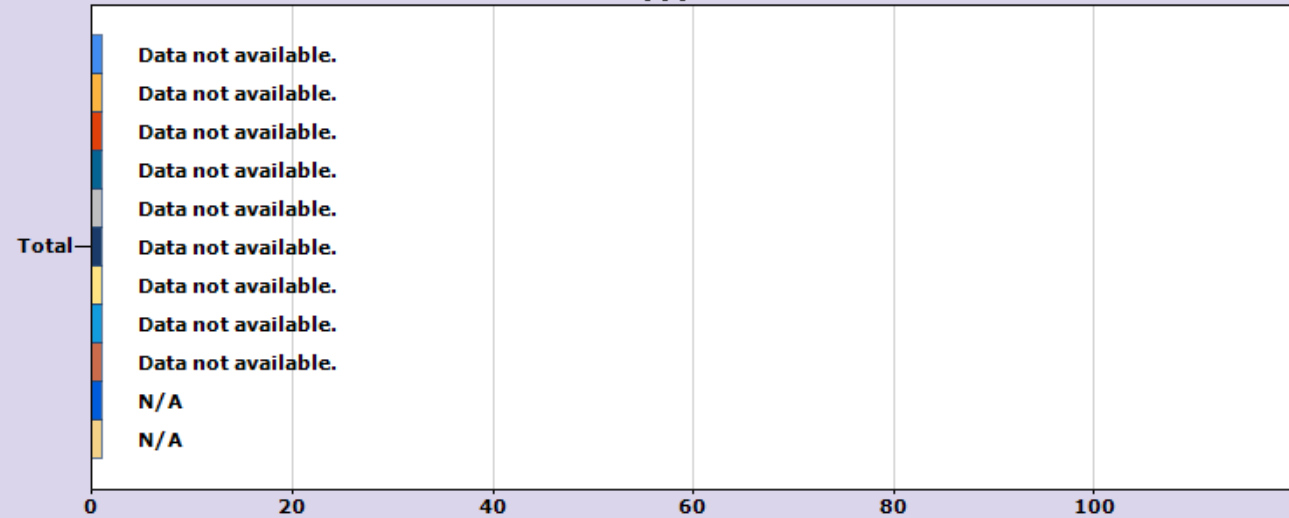
**Did not use both a condom during and birth control pills; an IUD or implant; or a shot, patch, or birth control ring before last sexual intercourse**

(to prevent STD and pregnancy among students who were currently sexually active)

Among 9th-Grade Students

**Massachusetts, High School Youth Risk Behavior Survey**

1993 1995 1997 1999 2001 2003 2005 2007 2009 2011

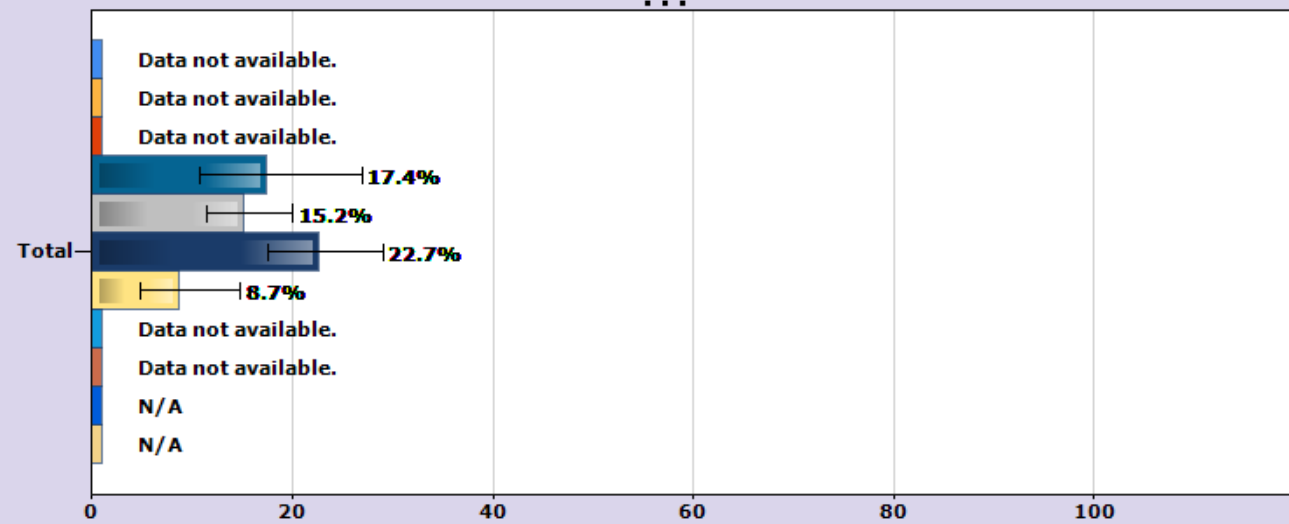


**Footnotes**

&#8224; < 100 respondents for the subgroup

**Did not use any method to prevent pregnancy**  
 (during last sexual intercourse among students who were currently sexually active)  
 Among 9th-Grade Students  
**Massachusetts, High School Youth Risk Behavior Survey**

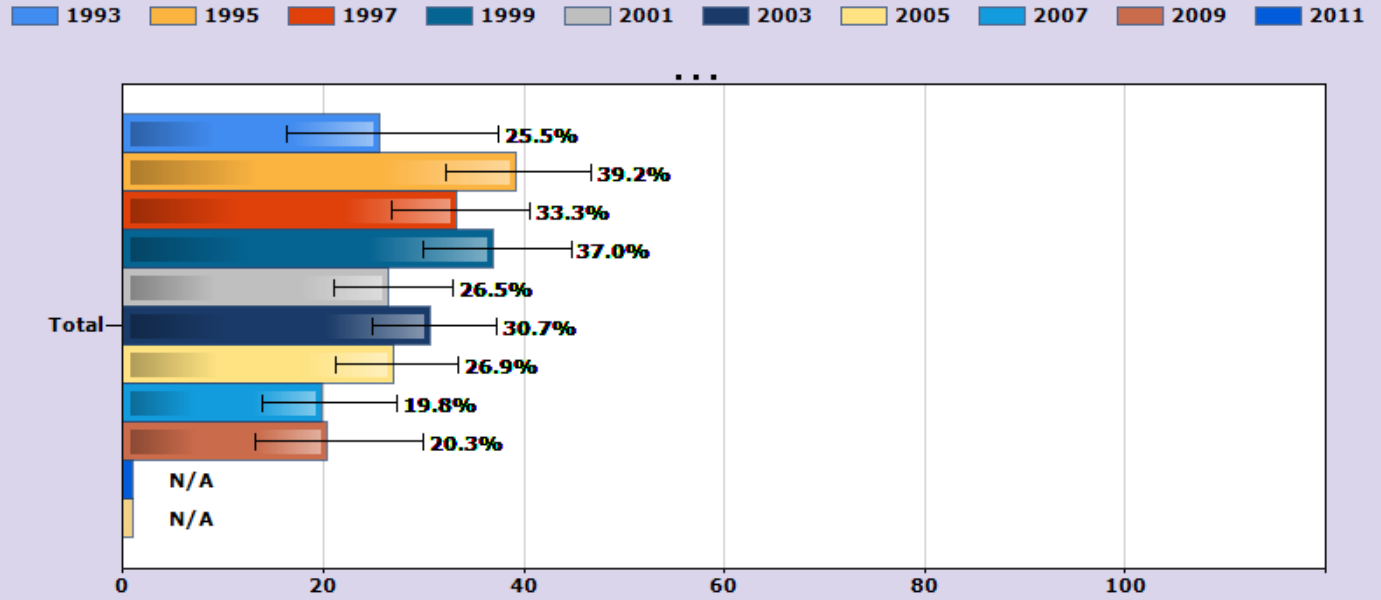
1993 1995 1997 1999 2001 2003 2005 2007 2009 2011



**Footnotes**

&#8224; < 100 respondents for the subgroup

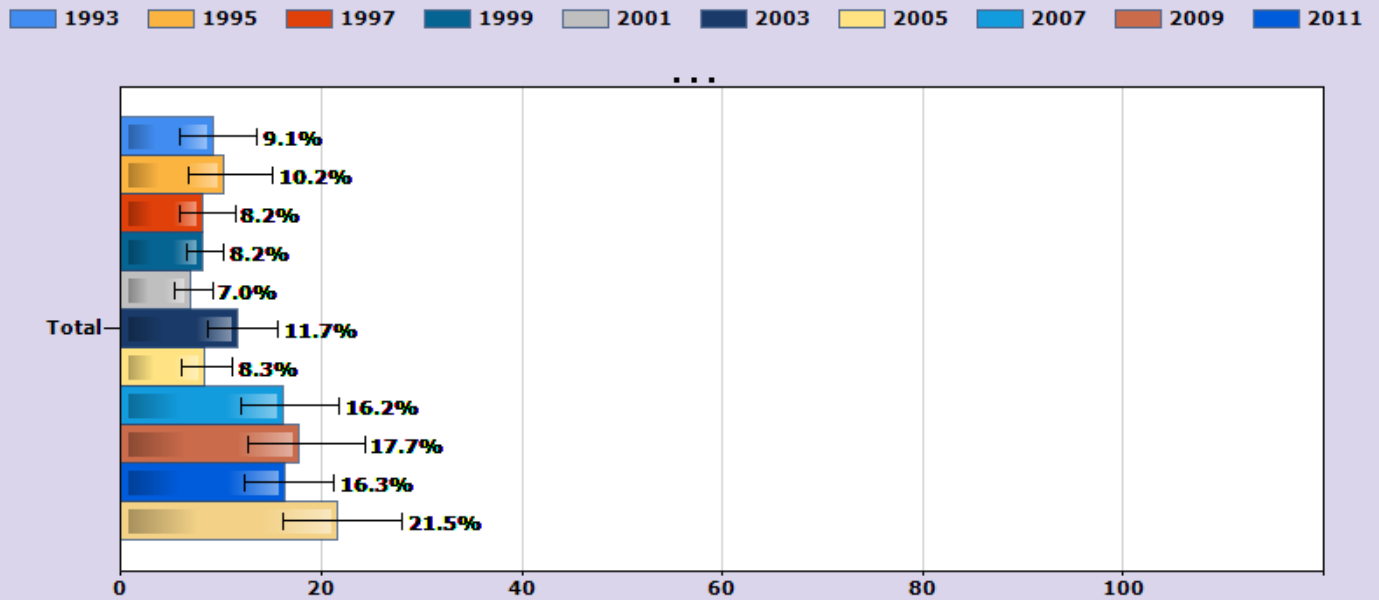
**Drank alcohol or used drugs before last sexual intercourse**  
 (among students who were currently sexually active)  
 Among 9th-Grade Students  
**Massachusetts, High School Youth Risk Behavior Survey**



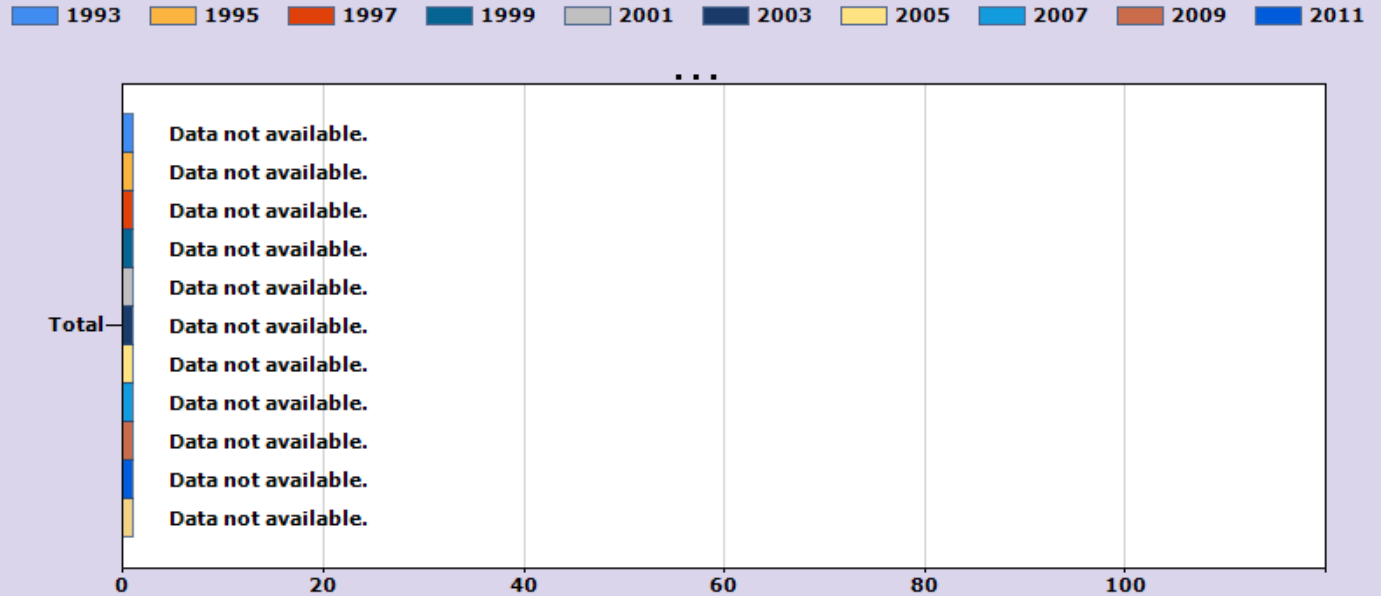
**Footnotes**

&#8224; < 100 respondents for the subgroup

**Were never taught in school about AIDS or HIV infection**  
 Among 9th-Grade Students  
**Massachusetts, High School Youth Risk Behavior Survey**



**Were never tested for HIV**  
 (not including tests done when donating blood)  
 Among 9th-Grade Students  
**Massachusetts, High School Youth Risk Behavior Survey**



Content Source: [National Center for HIV/AIDS, Viral Hepatitis, STD, and TB Prevention, Division for Adolescent and School Health](#)

Centers for Disease Control and Prevention  
 1600 Clifton Rd.  
 Atlanta, GA 30333, USA  
 800-CDC-INFO (800-232-4636) TTY: (888) 232-6348, 24 Hours/Every Day - [Contact CDC-INFO](#)

