

Youth Online: High School YRBS



Massachusetts — Results

[Contact Us](#)

[Help](#)

[View 2 Locations](#)

[View 2 Years for 1 Location](#)

CHOOSE TABLE CONTENT

Question:
Location:
Year:

Table

Graph

FILTER DATA

Years: 1993 - 2013

Health Topics

Display Only:

- Unintentional Injuries and Violence
- Tobacco Use
- Alcohol and Other Drug Use
- Sexual Behaviors
- Dietary Behaviors
- Physical Activity
- Weight Control
- Other Health Topics
- All Health Topics

Sex

TABLE DISPLAY OPTIONS

Question Direction:	Decimal Place:	Variance:	Display Cell Size:
<input checked="" type="radio"/> Greater Risk <input type="radio"/> Less Risk	<input type="radio"/> 0 <input checked="" type="radio"/> 1 <input type="radio"/> 2	<input checked="" type="radio"/> 95% CI <input type="radio"/> Standard Error <input type="radio"/> None	<input checked="" type="radio"/> Yes <input type="radio"/> No

[Get Link](#)

[Print Graph](#)

[Export to Excel](#)

Include Only:

- Female
- Male
- Both Males and Females

Race/Ethnicity

Include Only:

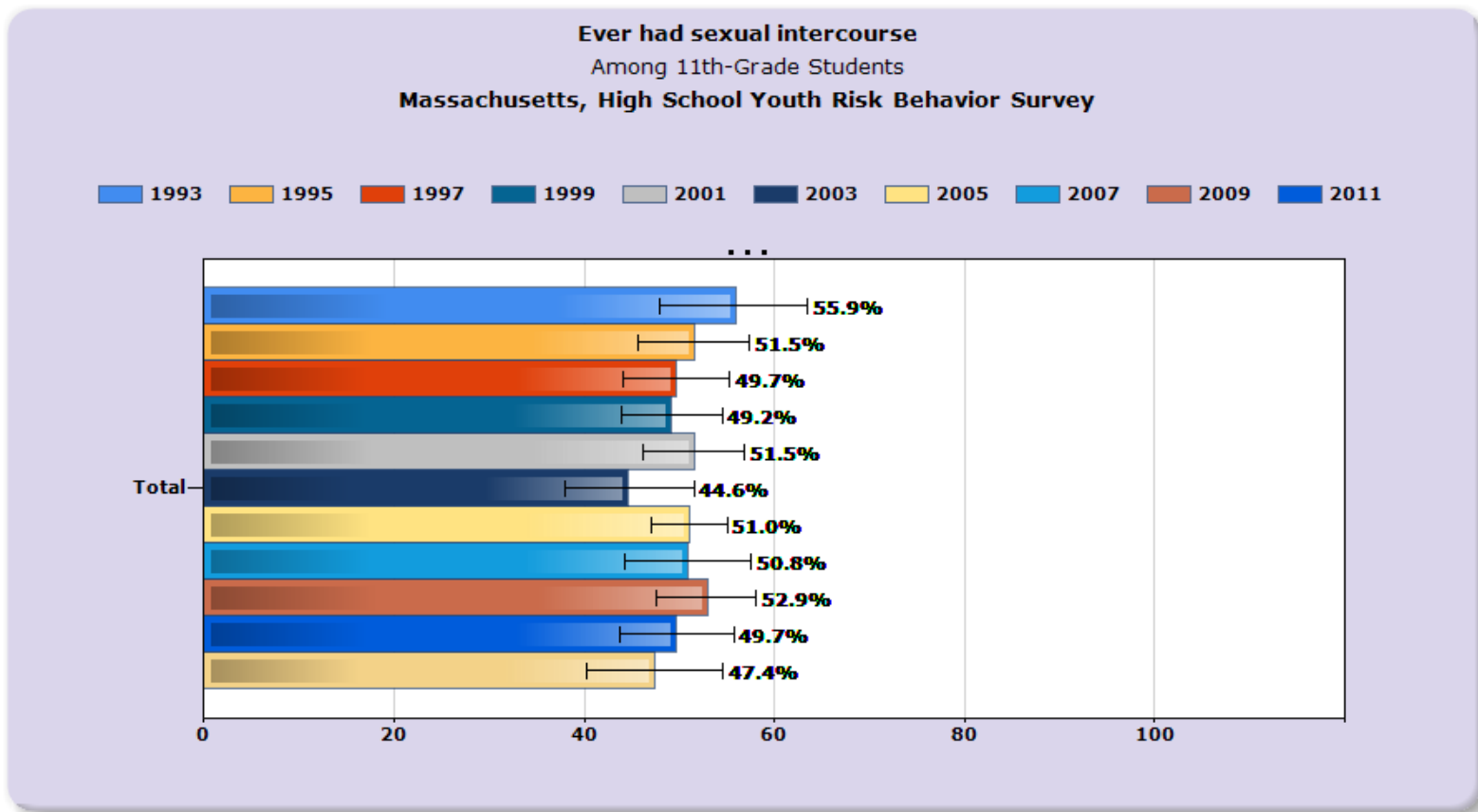
- American Indian or Alaska Native
- Asian
- Black or African American
- Hispanic or Latino
- Native Hawaiian or Other Pacific Islander
- White
- Multiple Race
- All Races/Ethnicities

Grade

Include Only:

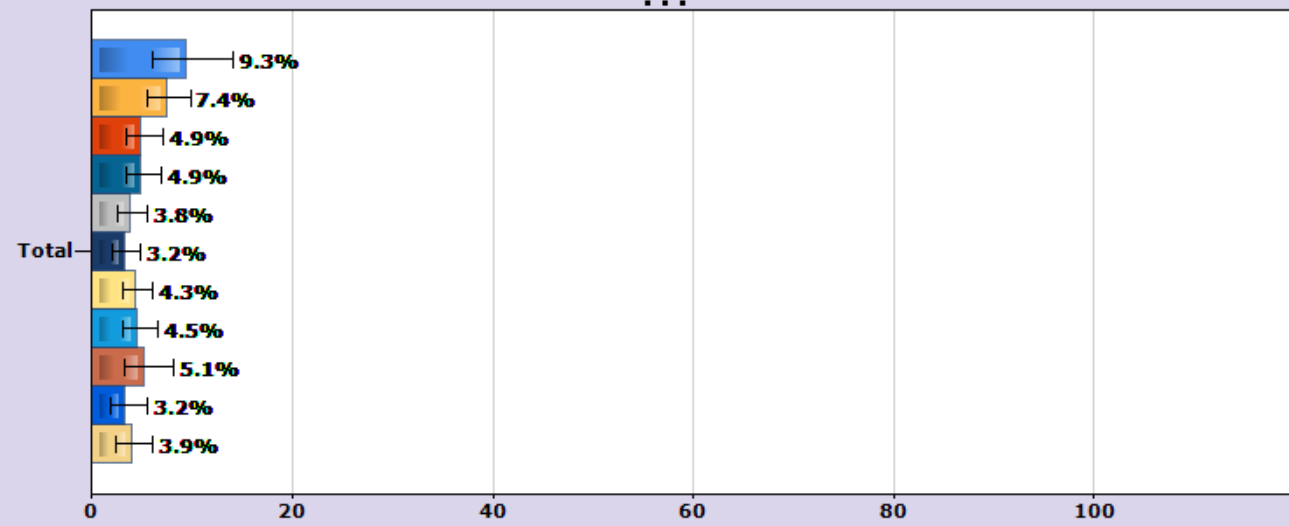
- 9th
- 10th
- 11th
- 12th
- All Grades

[Remove All Filters](#)



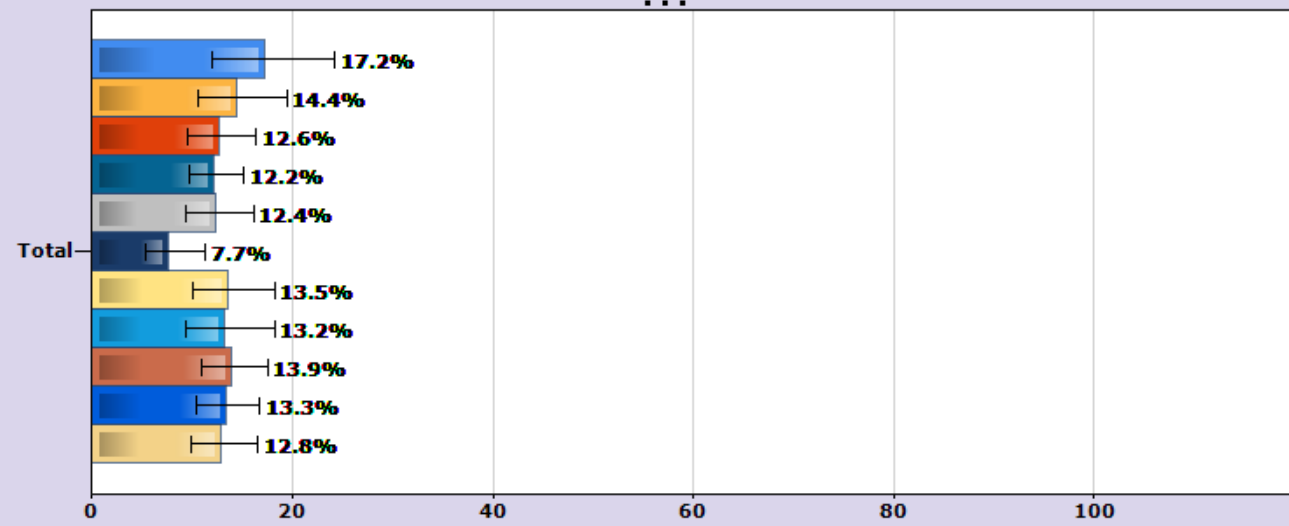
Had sexual intercourse before age 13 years
(for the first time)
Among 11th-Grade Students
Massachusetts, High School Youth Risk Behavior Survey

1993 1995 1997 1999 2001 2003 2005 2007 2009 2011

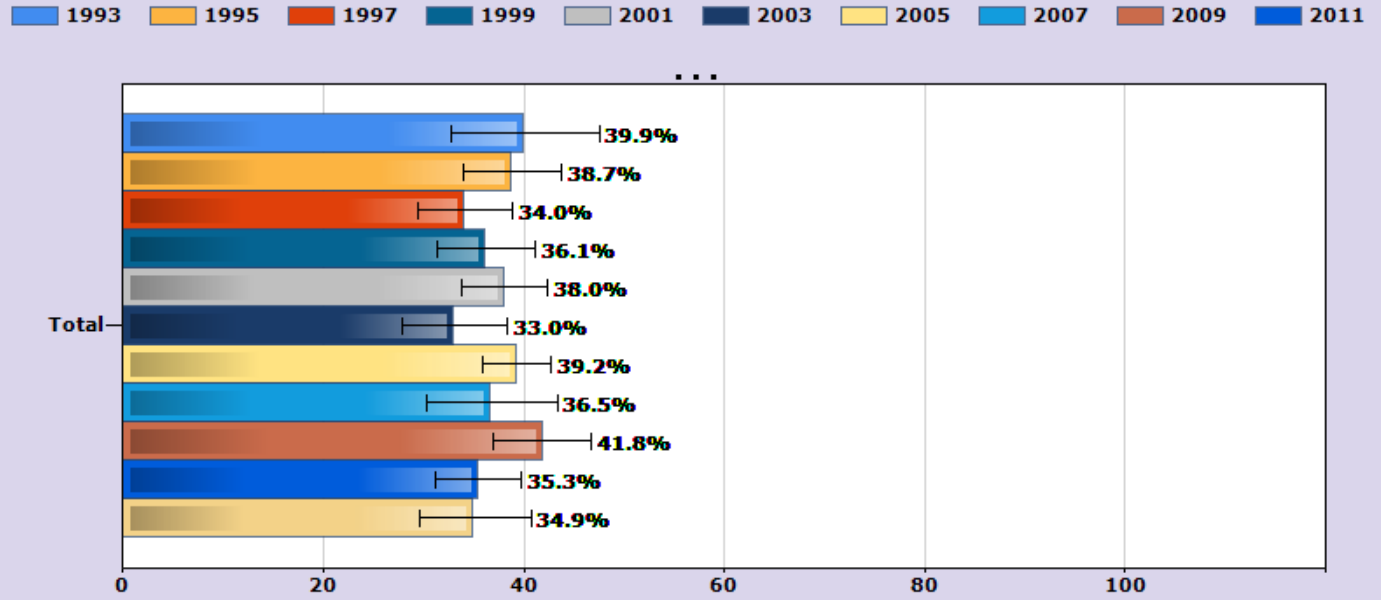


Had sexual intercourse with four or more persons (during their life) Among 11th-Grade Students Massachusetts, High School Youth Risk Behavior Survey

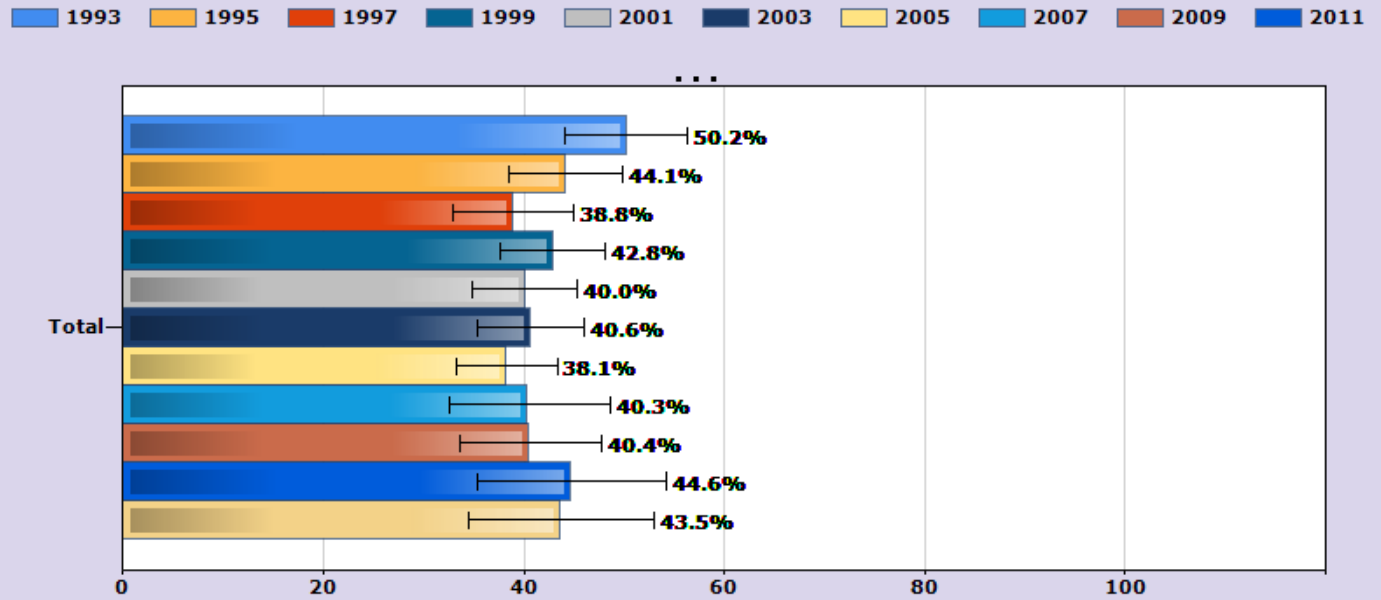
1993 1995 1997 1999 2001 2003 2005 2007 2009 2011



Were currently sexually active
 (sexual intercourse with at least one person during the 3 months before the survey)
 Among 11th-Grade Students
Massachusetts, High School Youth Risk Behavior Survey



Did not use a condom
 (during last sexual intercourse among students who were currently sexually active)
 Among 11th-Grade Students
Massachusetts, High School Youth Risk Behavior Survey

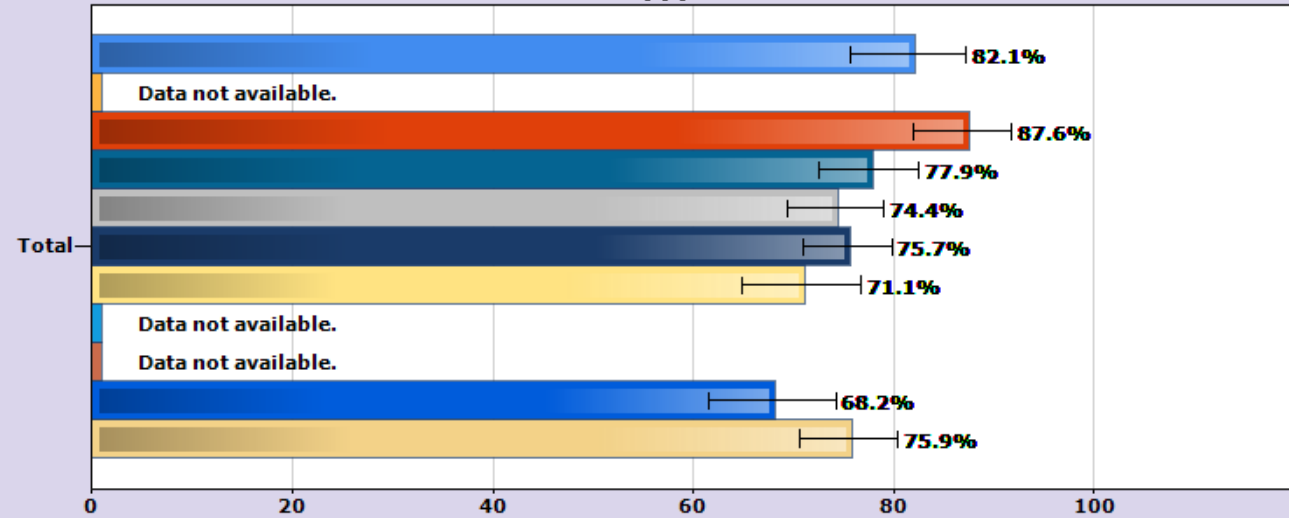


Did not use birth control pills
 (before last sexual intercourse to prevent pregnancy among students who were currently sexually active)

Among 11th-Grade Students

Massachusetts, High School Youth Risk Behavior Survey

1993 1995 1997 1999 2001 2003 2005 2007 2009 2011

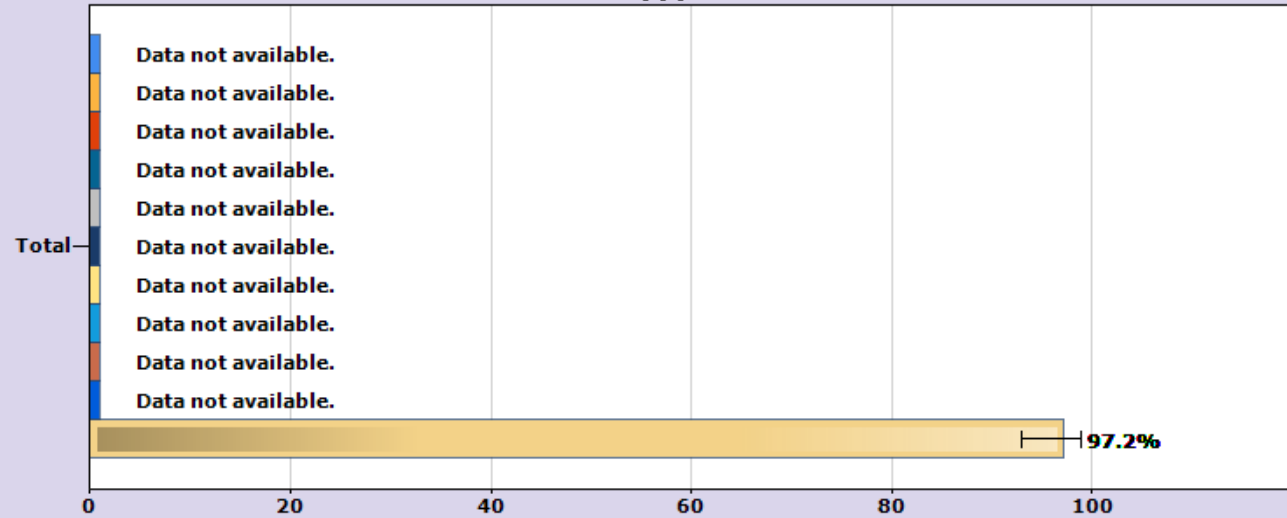


Did not use an IUD (e.g., Mirena or ParaGard) or implant (e.g., Implanon or Nexplanon)
(before last sexual intercourse to prevent pregnancy among students who were currently sexually active)

Among 11th-Grade Students

Massachusetts, High School Youth Risk Behavior Survey

1993 1995 1997 1999 2001 2003 2005 2007 2009 2011

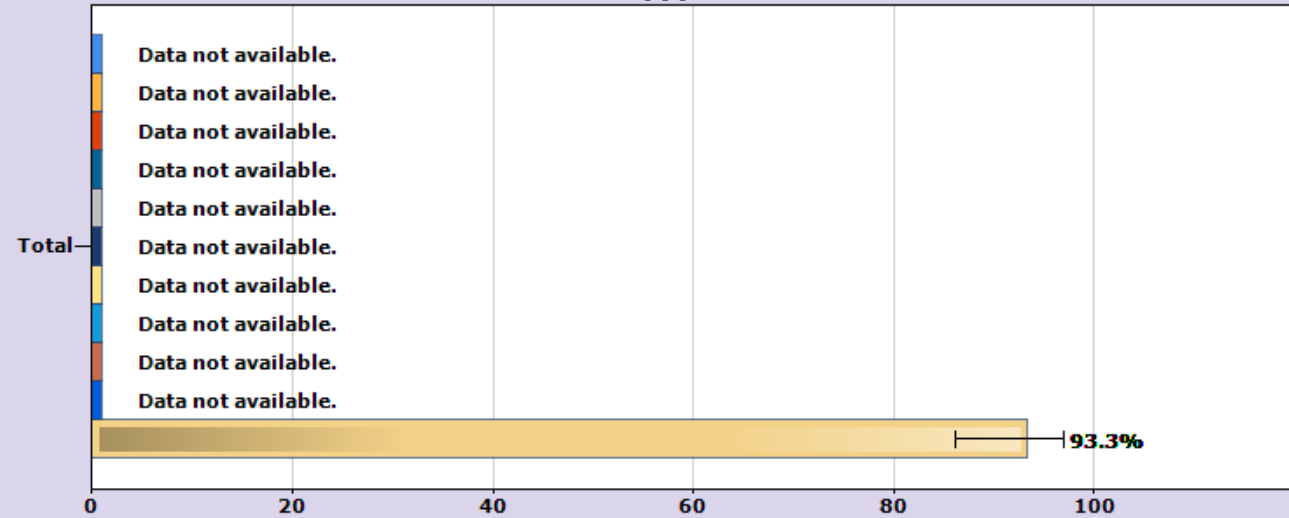


Did not use a shot (e.g., Depo-Provera), patch (e.g., OrthoEvra), or birth control ring (e.g., NuvaRing)
(before last sexual intercourse to prevent pregnancy among students who were currently sexually active)

Among 11th-Grade Students

Massachusetts, High School Youth Risk Behavior Survey

1993 1995 1997 1999 2001 2003 2005 2007 2009 2011

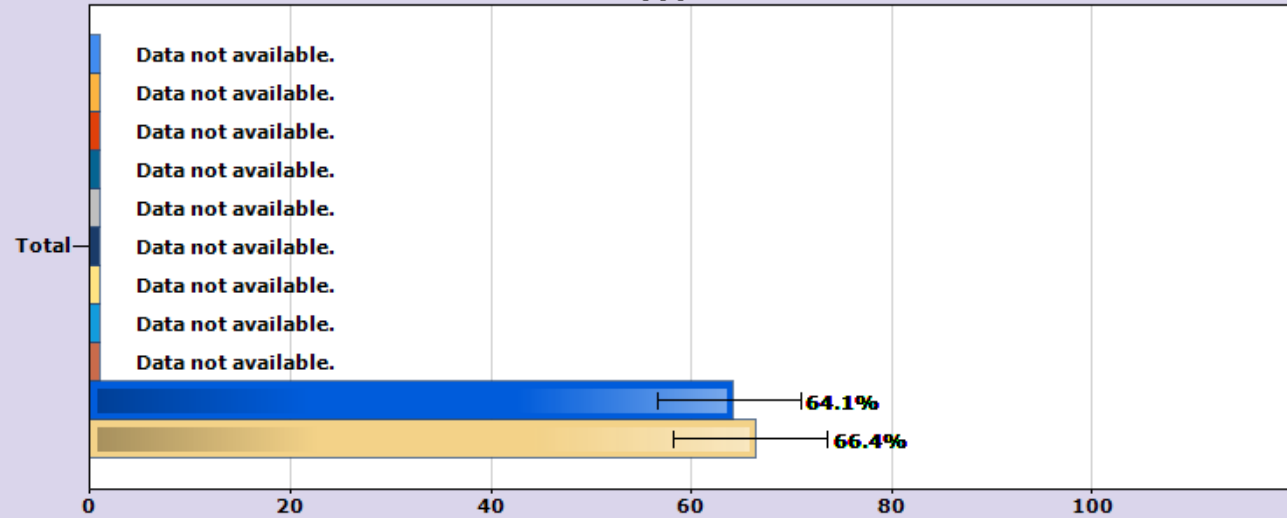


Did not use birth control pills; an IUD or implant; or a shot, patch, or birth control ring
(before last sexual intercourse to prevent pregnancy among students who were currently sexually active)

Among 11th-Grade Students

Massachusetts, High School Youth Risk Behavior Survey

1993 1995 1997 1999 2001 2003 2005 2007 2009 2011



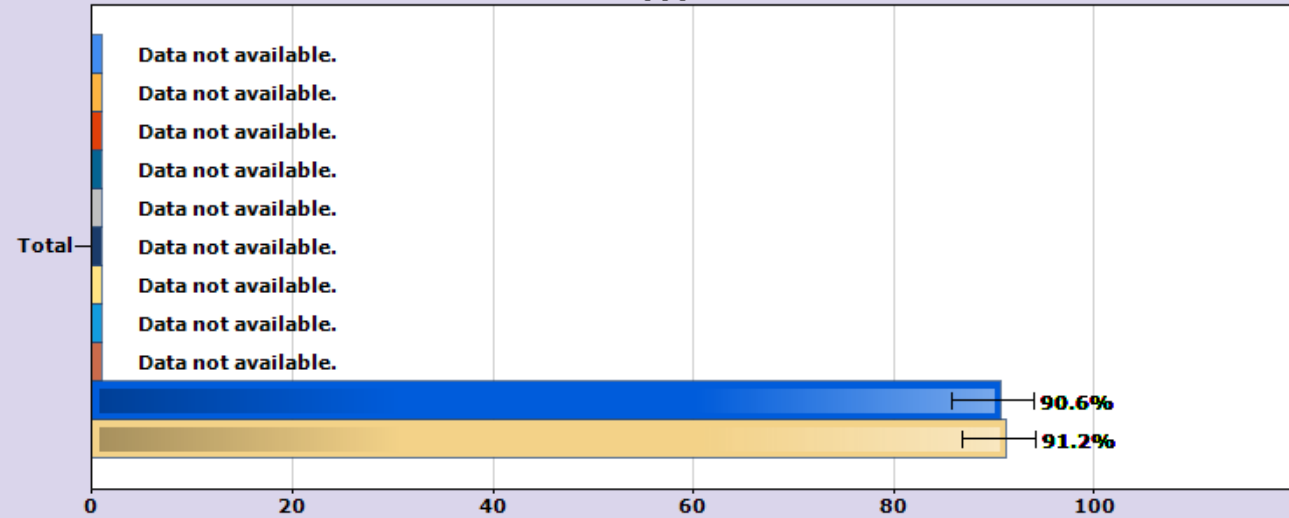
Did not use both a condom during and birth control pills; an IUD or implant; or a shot, patch, or birth control ring before last sexual intercourse

(to prevent STD and pregnancy among students who were currently sexually active)

Among 11th-Grade Students

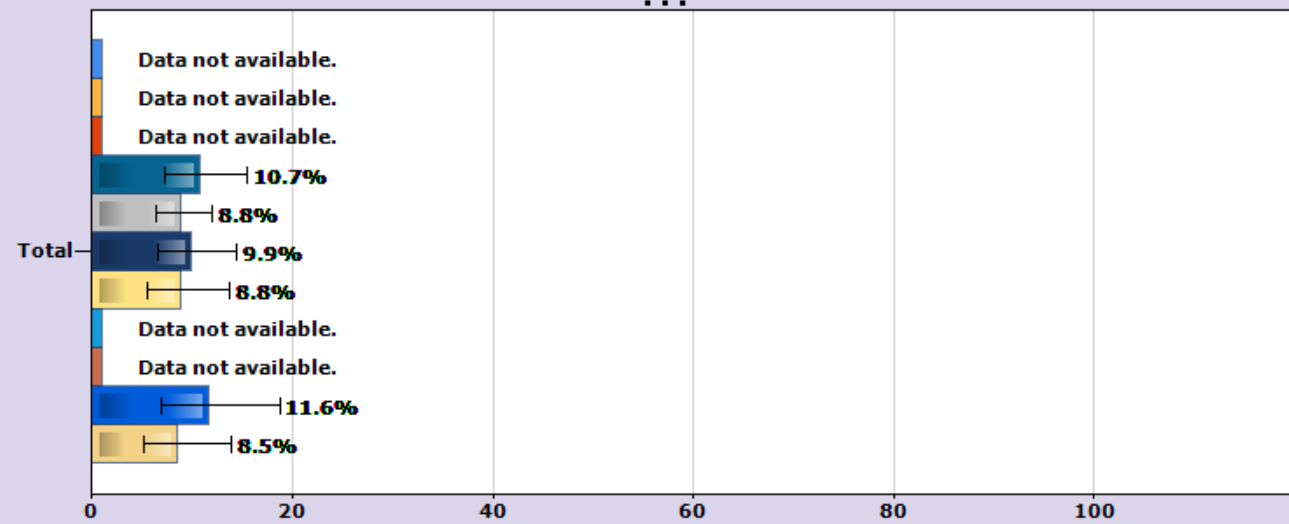
Massachusetts, High School Youth Risk Behavior Survey

1993 1995 1997 1999 2001 2003 2005 2007 2009 2011



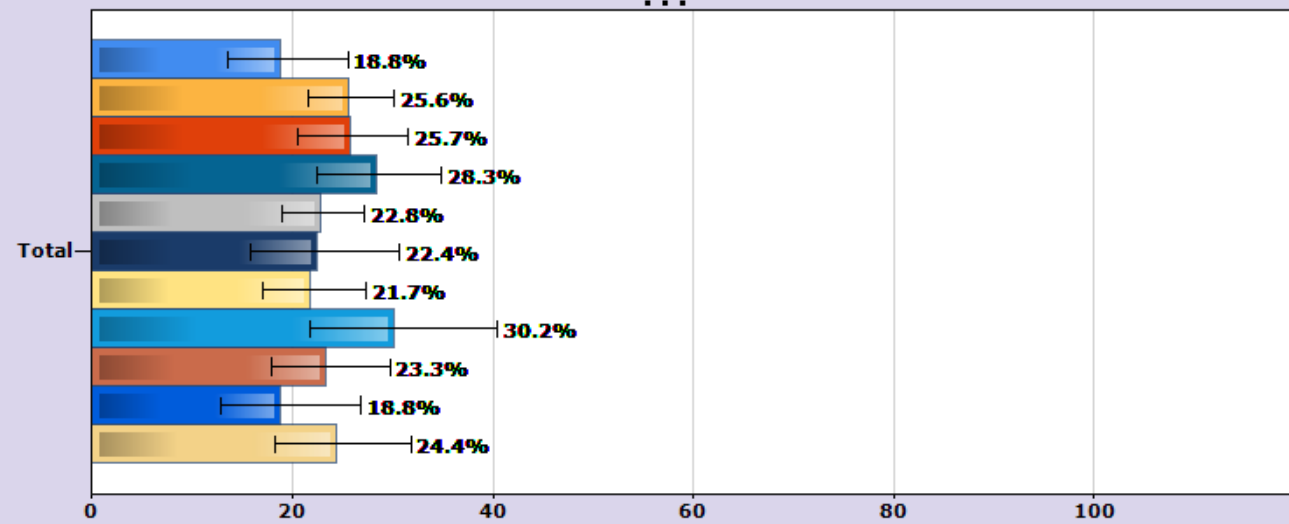
Did not use any method to prevent pregnancy
 (during last sexual intercourse among students who were currently sexually active)
 Among 11th-Grade Students
Massachusetts, High School Youth Risk Behavior Survey

1993 1995 1997 1999 2001 2003 2005 2007 2009 2011

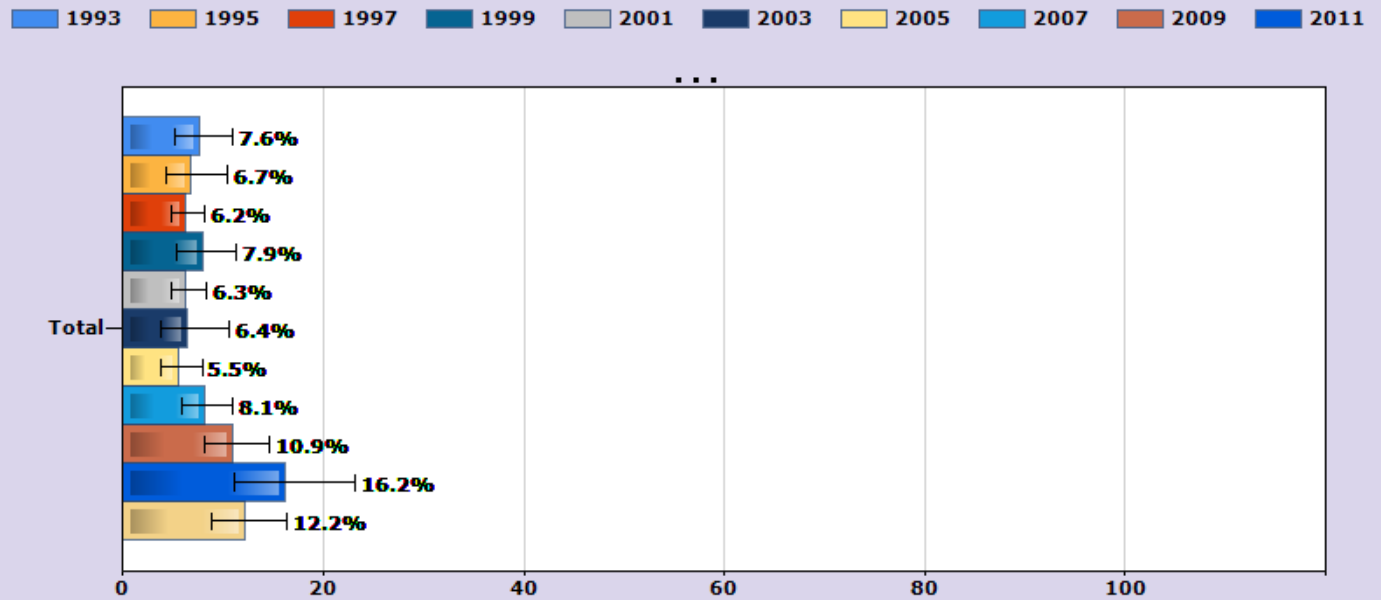


Drank alcohol or used drugs before last sexual intercourse
 (among students who were currently sexually active)
 Among 11th-Grade Students
Massachusetts, High School Youth Risk Behavior Survey

1993 1995 1997 1999 2001 2003 2005 2007 2009 2011

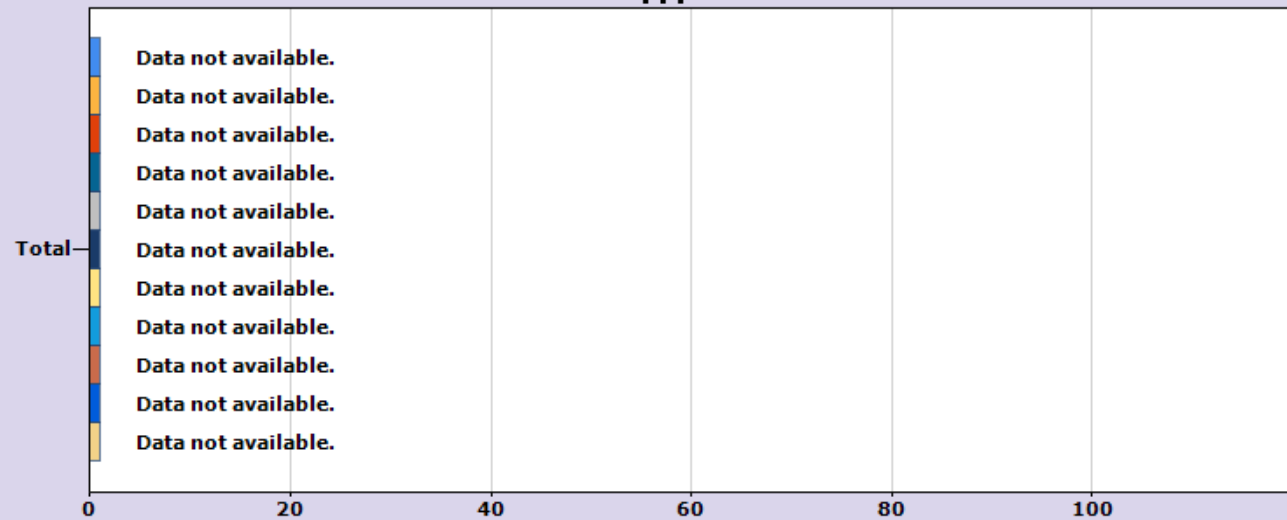


Were never taught in school about AIDS or HIV infection
 Among 11th-Grade Students
Massachusetts, High School Youth Risk Behavior Survey



Were never tested for HIV
(not including tests done when donating blood)
Among 11th-Grade Students
Massachusetts, High School Youth Risk Behavior Survey

1993 1995 1997 1999 2001 2003 2005 2007 2009 2011



Content Source: [National Center for HIV/AIDS, Viral Hepatitis, STD, and TB Prevention, Division for Adolescent and School Health](#)

Centers for Disease Control and
Prevention 1600 Clifton Rd.
Atlanta, GA 30333, USA
800-CDC-INFO (800-232-4636) TTY: (888) 232-6348, 24 Hours/Every Day - [Contact CDC-INFO](#)

